

HR-100 Stainless Steel Handrail

- 1 1/2-inch O.D. type 304 brushed finish stainless steel handrail tubing
- .050-inch wall thickness
- Matching stainless steel returns, corners, and brackets
- Other accessory options available
- Other finishes available
- Custom lengths and angles available

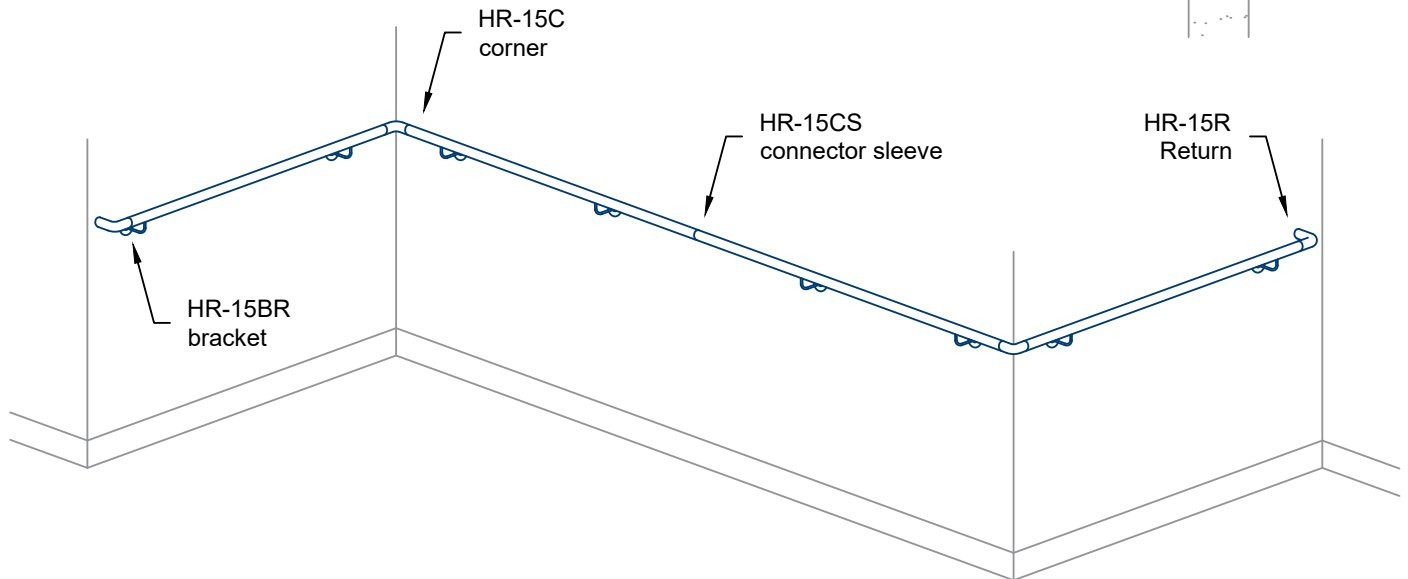
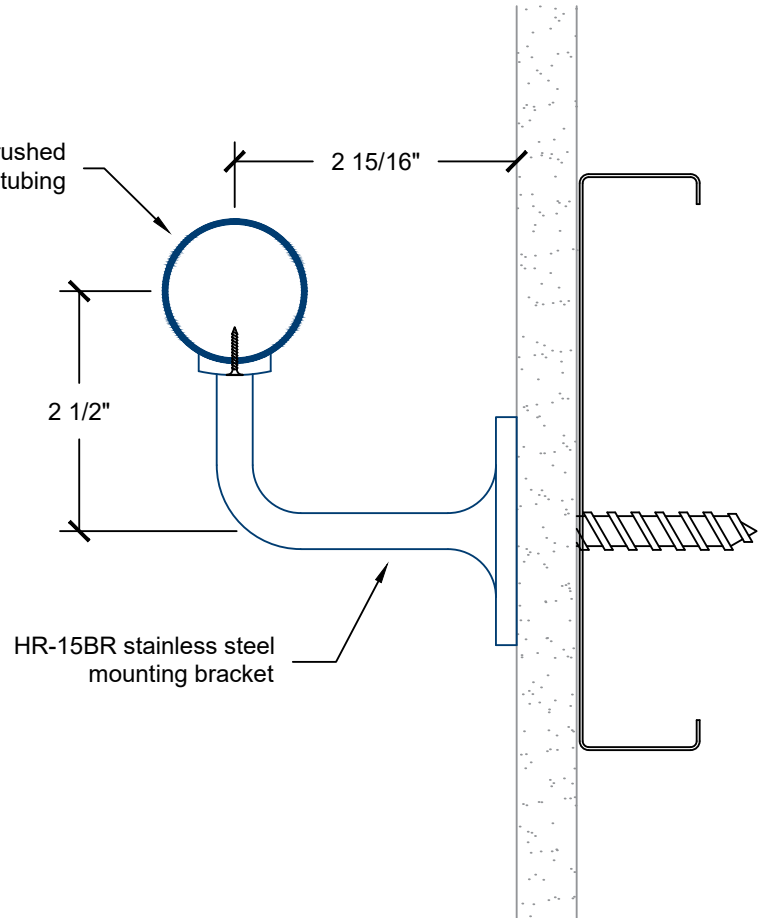
Standard Lengths

- 236-inch stock lengths

Mounting Options

- Mounting hardware included
- Ready to install
- Contact cement by others

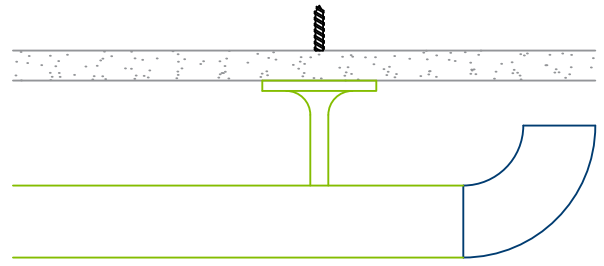
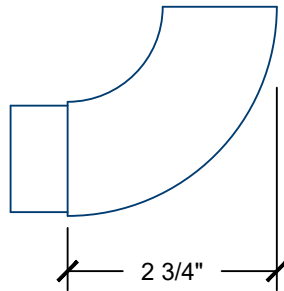
1 1/2-inch O.D. type 304 brushed finish stainless steel tubing



HR-100 Stainless Steel Handrail Fittings

HR-15R return

- Type 304 brushed stainless steel
- 2 3/4-inch wide
- 2 3/4-inch long
- Attach with contact cement



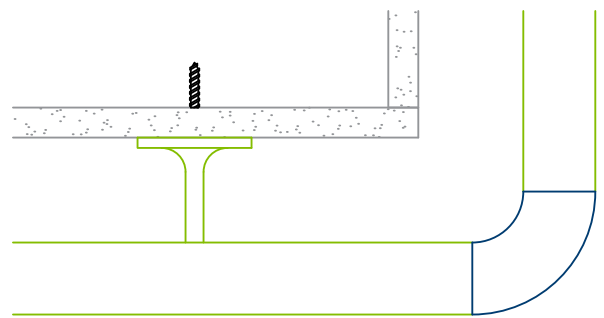
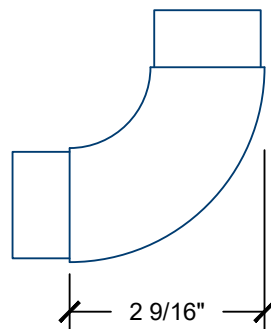
HR-15R

Return

Installed view

HR-15C corner

- Type 304 brushed stainless steel
- 2 9/16-inch wide
- 2 9/16-inch long
- Attach with contact cement



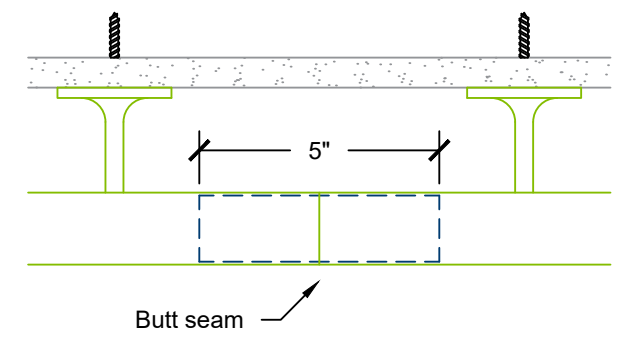
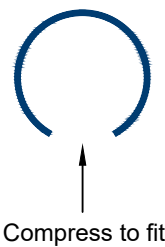
HR-15C

Corner

Installed view

HR-15CS connector sleeve

- Type 304 stainless steel
- 5-inch length
- Compress to fit in tubing
- Secure with contact cement



HR-15CS

Connector Sleeve

Installed view