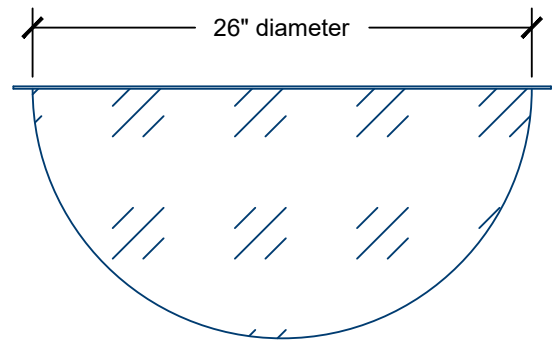
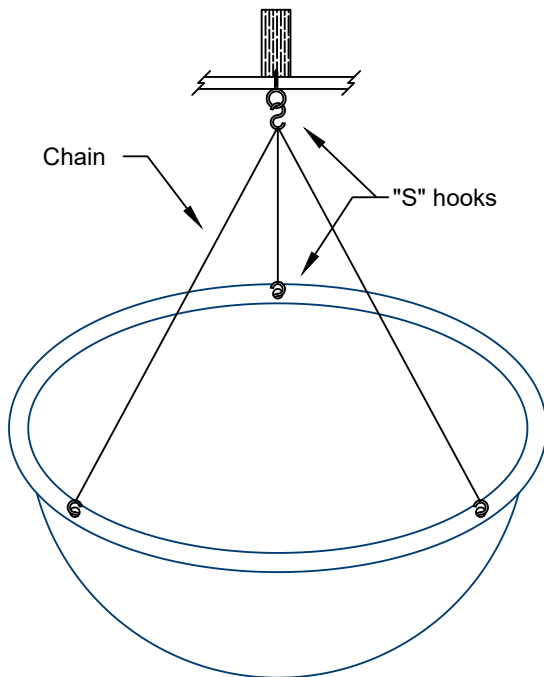
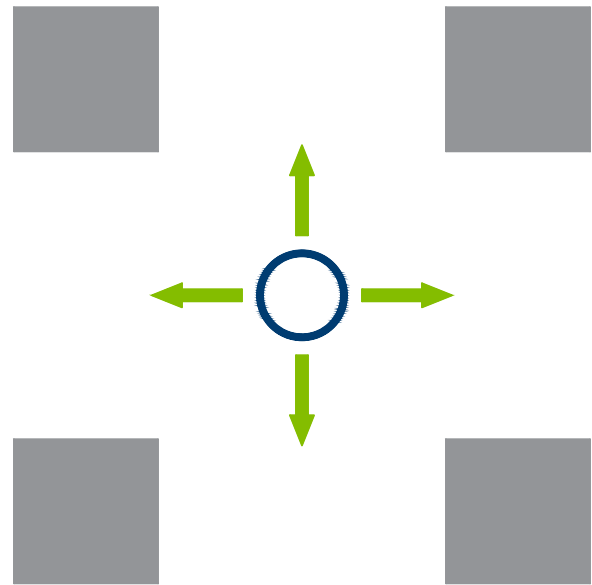


## PV26-360 Full Dome Hemisphere Mirror

- Light-Weight acrylic with super bright image
- For areas up to 400 square feet
- Other diameters available
- Half and quarter domes available

### Mounting Options

- Chain and "S" hooks included
- Ceiling attachment mechanism by others



### PV26-360 full dome hemisphere mirror

- Light-Weight acrylic with super bright image
- For areas up to 400 square feet
- 26" diameter
- 360 degree view